

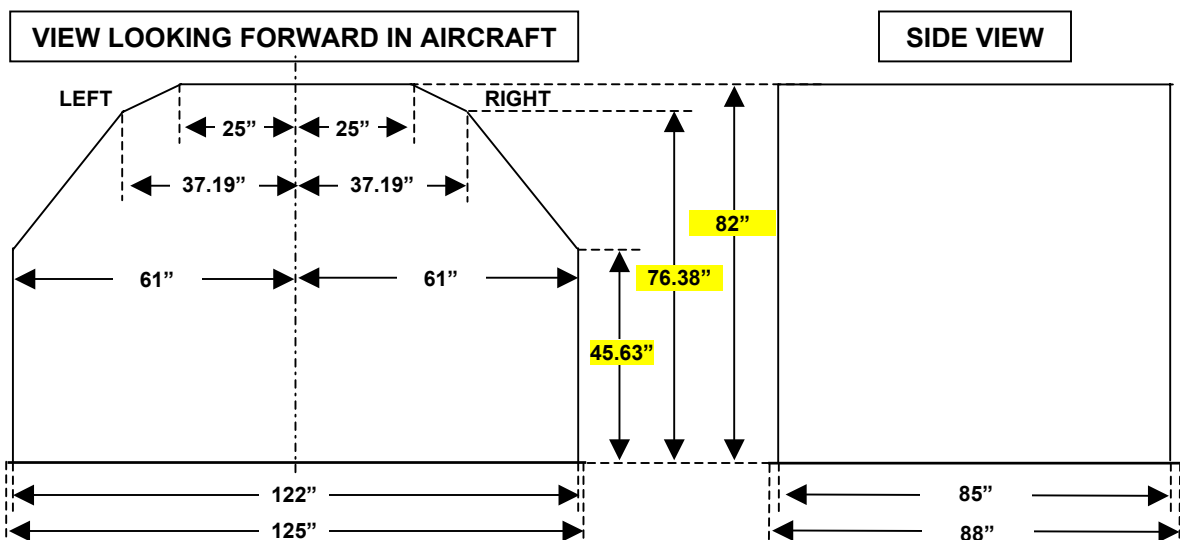
MAIN DECK CONTOUR & DIMENSIONS CHART

Aircraft Type: DC-8-62F/72F
Main Deck Positions: P1 – P9
Pallet Size: 88" x 125"

Aircraft Type: DC-8-71F/73F
Main Deck Positions: P1 – P17
Pallet Size: 88" x 125"

- Note:**
1. All dimensions are in inches.
 2. Rows in **bold print** indicate a contour break in the pallet.
 3. * = Cargo dead-center on pallet. For cargo not centered on a pallet, use column 2 or 3, then compare this number with the distance measured from center pallet to the highest point of cargo on the left or right side.
 4. Due to the bulkhead door configuration on COMBI aircraft 41CX, 71CX, and 799AL, position P1 is restricted to an 88 x 108-inch pallet.

PACKAGE DIMENSION LIMITS (inches)				Pallet Contour Break	PACKAGE DIMENSION LIMITS (inches), Cont'd			
1 Cargo Height	2 Left of Pallet Centerline	3 Right of Pallet Centerline	4 *Maximum Cargo Width		1 Cargo Height	2 Left of Pallet Centerline	3 Right of Pallet Centerline	4 *Maximum Cargo Width
1-45	61.00	61.00	122.00	←	64	46.56	46.56	93.12
46	60.24	60.24	120.48		65	45.80	45.80	91.60
47	59.48	59.48	118.96		66	45.04	45.04	90.08
48	58.72	58.72	117.44		67	44.28	44.28	88.56
49	57.96	57.96	115.92		68	43.52	43.52	87.04
50	57.20	57.20	114.40		69	42.76	42.76	85.52
51	56.44	56.44	112.88		70	42.00	42.00	84.00
52	55.68	55.68	111.36		71	41.24	41.24	82.48
53	54.92	54.92	109.84		72	40.48	40.48	80.96
54	54.16	54.16	108.32		73	39.72	39.72	79.44
55	53.40	53.40	106.80		74	38.96	38.96	77.92
56	52.64	52.64	105.28		75	38.20	38.20	76.40
57	51.88	51.88	103.76	→	76	37.44	37.44	74.88
58	51.12	51.12	102.24		77	35.41	35.41	70.82
59	50.36	50.36	100.72		78	33.38	33.38	66.76
60	49.60	49.60	99.20		79	31.35	31.35	62.70
61	48.84	48.84	97.68		80	29.32	29.32	58.64
62	48.08	48.08	96.16		81	27.29	27.29	54.58
63	47.32	47.32	94.64	→	82	25.00	25.00	50.00



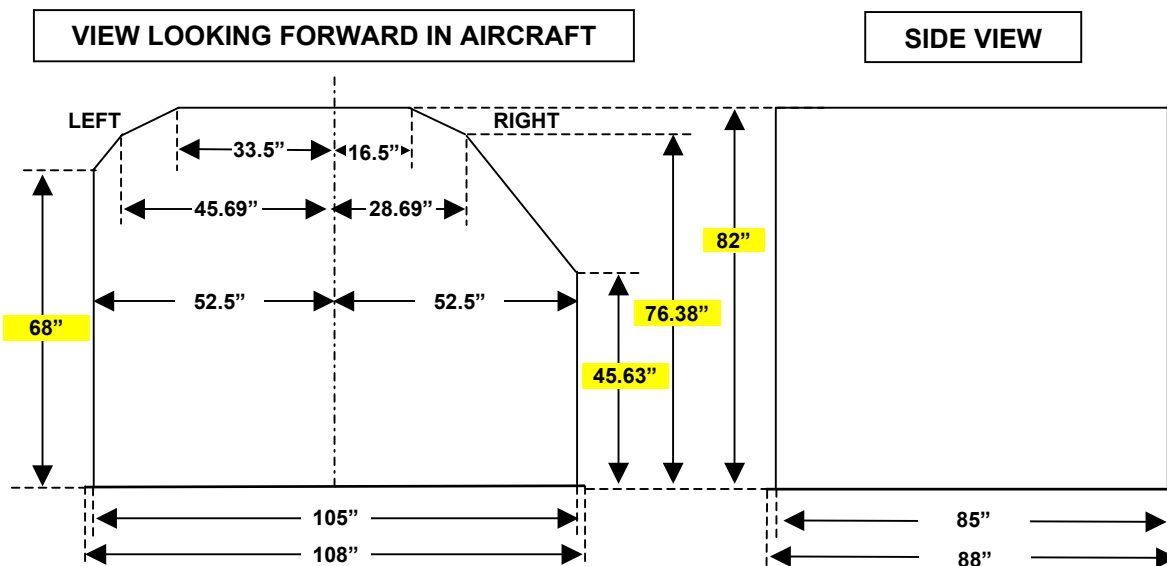
MAIN DECK CONTOUR & DIMENSIONS CHART

Aircraft Type: DC-8-62F/72F
Main Deck Positions: P1 – P9
Pallet Size: 88" x 108"

Aircraft Type: DC-8-71F/73F
Main Deck Positions: P1 – P17
Pallet Size: 88" x 108"

- Note:** 1. All dimensions are in inches.
 2. Rows in **bold print** indicate a contour break in the pallet.
 3. * = Cargo dead-center on pallet. For cargo not centered on a pallet, use column 2 or 3, then compare this number with the distance measured from center pallet to the highest point of cargo on the left or right side.

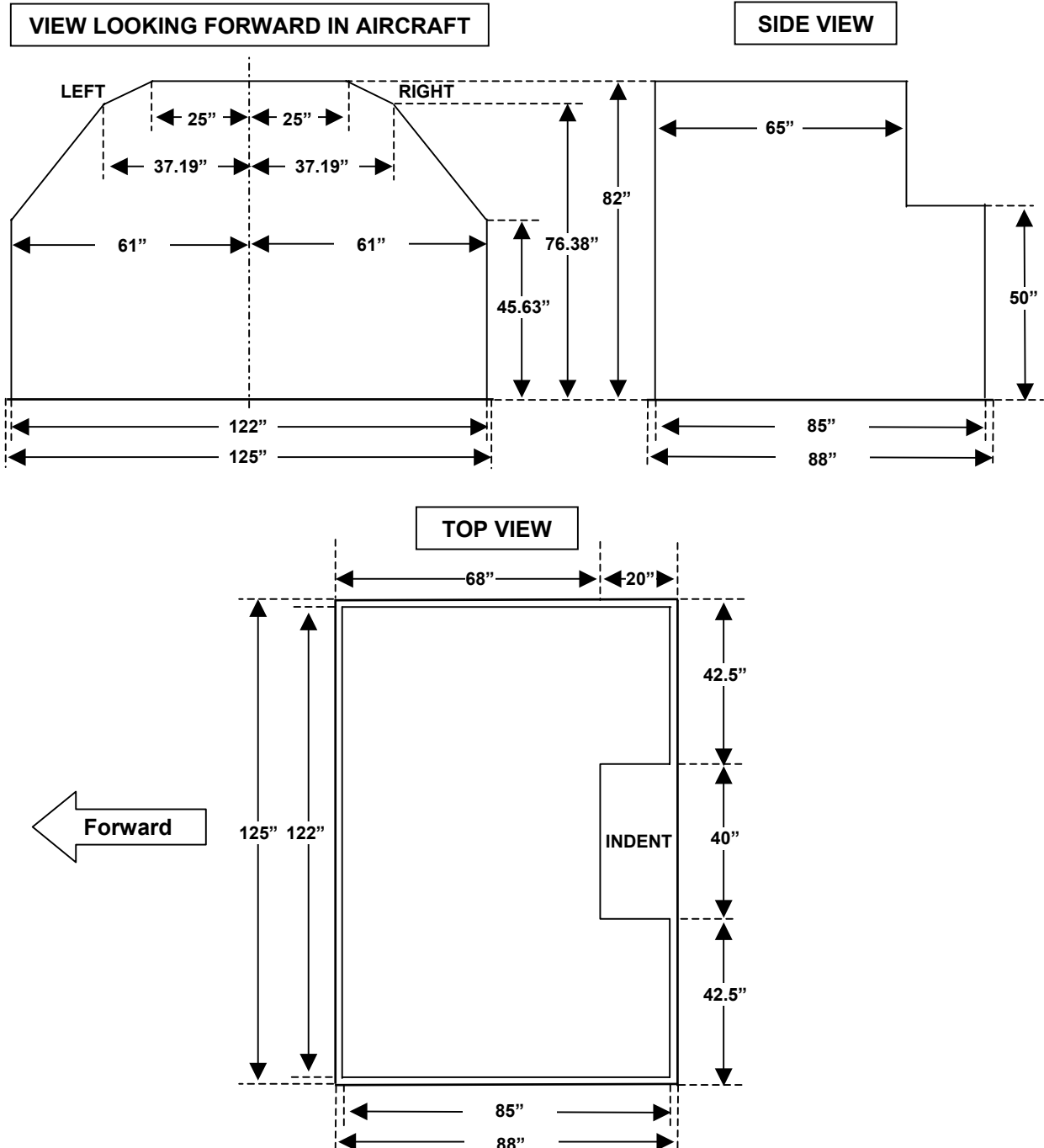
PACKAGE DIMENSION LIMITS (inches)				Pallet Contour Break	PACKAGE DIMENSION LIMITS (inches), Cont'd			
1	2	3	4		1	2	3	4
Cargo Height	Left of Pallet Centerline	Right of Pallet Centerline	*Maximum Cargo Width		Cargo Height	Left of Pallet Centerline	Right of Pallet Centerline	*Maximum Cargo Width
1-45	52.50	52.50	105.00	←	64	52.50	38.06	90.56
46	52.50	51.74	104.24		65	52.50	37.30	89.80
47	52.50	50.98	103.48		66	52.50	36.54	89.04
48	52.50	50.22	102.72		67	52.50	35.78	88.28
49	52.50	49.46	101.96	→	68	52.50	35.02	87.52
50	52.50	48.70	101.20		69	51.65	34.26	85.91
51	52.50	47.94	100.44		70	50.80	33.50	84.30
52	52.50	47.18	99.68		71	49.95	32.74	82.69
53	52.50	46.42	98.92		72	49.10	31.98	81.08
54	52.50	45.66	98.16		73	48.25	31.22	79.47
55	52.50	44.90	97.40		74	47.40	30.46	77.86
56	52.50	44.14	96.64		75	46.55	29.70	76.25
57	52.50	43.38	95.88	→	76	45.70	28.94	74.64
58	52.50	42.62	95.12		77	43.67	26.91	70.58
59	52.50	41.86	94.36		78	41.64	24.88	66.52
60	52.50	41.10	93.60		79	39.61	22.85	62.46
61	52.50	40.34	92.84		80	37.58	20.82	58.40
62	52.50	39.58	92.08		81	35.55	18.79	54.34
63	52.50	38.82	91.32	→	82	33.50	16.50	50.00



MAIN DECK CONTOUR & DIMENSIONS CHART

Aircraft Type: DC-8-62F/72F
Main Deck Positions: P10
Pallet Size: 88" x 125"

- Note:**
1. All dimensions are in inches.
 2. Cargo on the aft side of position P10 must be contoured to allow for the video equipment protruding from the passenger bulkhead.
 3. A package dimension limits table is not available for position P10 because of its irregular shape.



MAIN DECK CONTOUR & DIMENSIONS CHART

I **Aircraft Type:** DC-8-62F/72F
Main Deck Positions: P10
Pallet Size: 88" x 108"

- Note:**
1. All dimensions are in inches.
 2. Cargo on the aft side of position P10 must be contoured to allow for the video equipment protruding from the passenger bulkhead.
 3. A package dimension limits table is not available for position P10 because of its irregular shape.

